




1 Listen and point. Say the words.


Track 39




banana



apple



orange



pear

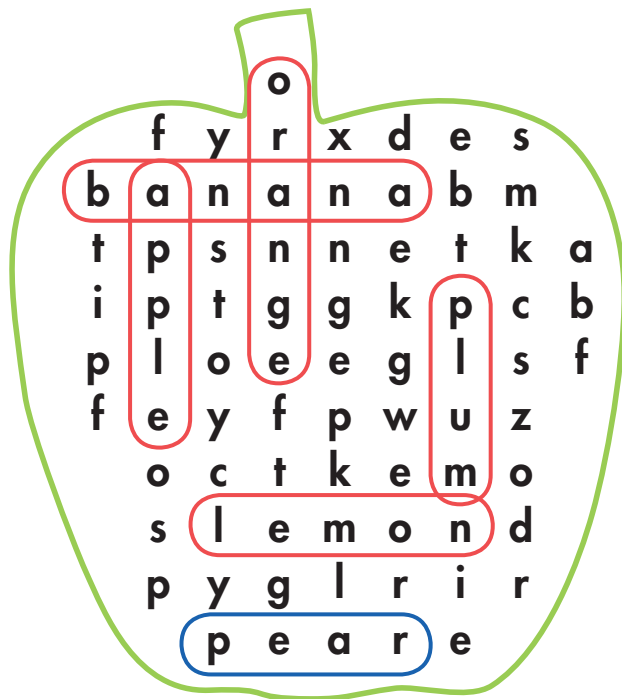


lemon



plum

2 Find the fruit words.
Circle them.



3 Write sentences.



They're **green pears**.




They're **red apples**.



They're **yellow bananas**.



They're **purple plums**.



They're **yellow lemons**.



They're **orange oranges**.

They aren't bananas.
They're lemons.



They aren't lemons.

1 Write true sentences.

1



They aren't apples.

They're pears.

2



They aren't lemons.

They're oranges.

3



They aren't oranges.

They're plums.

4



They aren't pears.

They're bananas.

5



They aren't plums.

They're apples.

6



They aren't bananas.

They're lemons.


1 Listen and read Professor Hoot's puzzles.

Track 40 Write and draw.



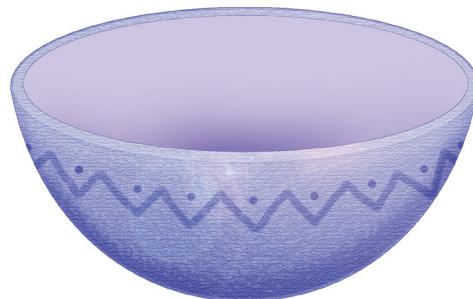
1 They aren't green.
They're yellow.
They aren't bananas.
They're lemons.
Draw four in the fruit bowl.

(students' own answers)



2 They aren't purple.
They're red.
They aren't plums.
They're apples.
Draw two in the fruit bowl.

(students' own answers)



2 Write your own puzzle.

They aren't green. They're red.


They aren't pears. They're apples.

3 Read your puzzle to a friend.

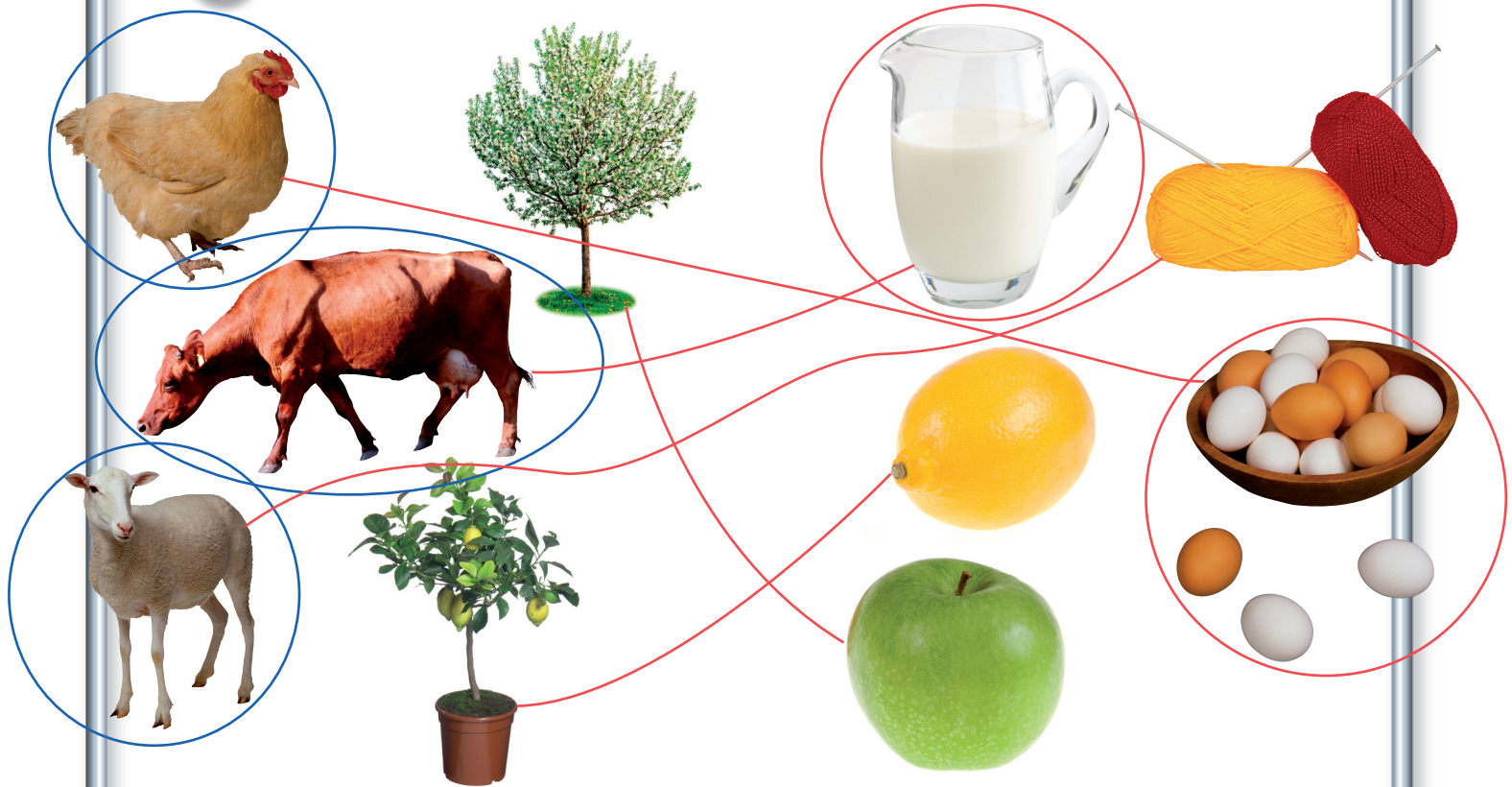


to Unit 6 Draw the pictures.

- 1** Draw a crayon on the table.
- 2** Draw a teddy bear in the drawer.
- 3** Draw a ball under the table.



1 Match the animals and plants to their produce.



2 Circle the animals in blue. Circle the food animals produce in red.

3 Talk about the farm.



Cows produce milk.



Chickens ...






unit
8

LESSON
1



Listen and point. Say the words.

Track 41




butterfly




tree



flower



ladybug



bird



squirrel

2 Write the words in exercise 1.



Sing the song: Out in the sun!

Let's draw a picture,
Out in the sun!
Let's color our picture,
Out in the sun!

Color the butterflies red,
Color the trees blue,
Color the birds yellow,
And the ladybugs, too.

Color the flowers purple,
The squirrels orange and white,
Let's use lots of color,
Our picture is nice and bright!



Listen to the song again.
Color the picture in exercise 1.



Write the questions and answers.

Today's grammar


What color are the trees?
They're blue.


- 1 What color are the flowers? They're purple.
- 2 What color are the birds? They're yellow.
- 3 What color are the butterflies? They're red.


Today's grammar


Are they red?
Yes, they are.
No, they aren't.


1 Write the questions and the answers.





1  Are they **yellow**?
Yes, they are.

4  Are they **pink**?
No, they aren't.

2  Are they **blue**?
No, they aren't.


5  Are they **purple** and **green**?
Yes, they are.

3  Are they **purple**?
Yes, they are.


6  Are they **green**?
No, they aren't.



to Unit 7 Look and answer.



What are they?
They're **pigs**.




What are they?
They're **ducks**.

Today's
grammar

1 Answer the questions and color the pictures.


What are they?
They're green butterflies.




1 What are they? They're green butterflies.



2 What are they? They're red ladybugs.



3 What are they? They're orange trees.



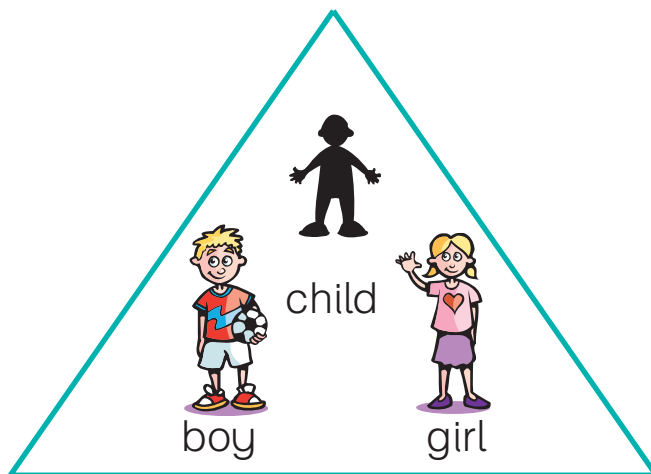
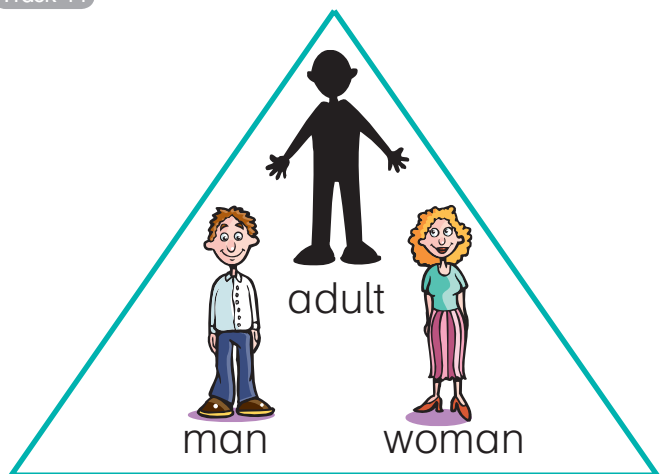
4 What are they? They're yellow ducks.

2 Make your own color puzzle. Ask and answer.






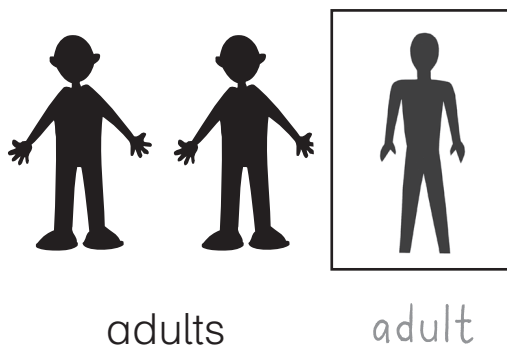




1 Listen and point. Say the words.



2 Write the singular words.
Draw the pictures.



Today's grammar



Listen and help Kenny Crayon match the words to the pictures.

Where are the men?
They're in the car.

2 Write the questions.

- 1 Where are the men? They're in the car.
- 2 Where are the girls? They're under the trees.
- 3 Where are the boys? They're on the bicycles.



Listen and read. *Blue bananas!*

Track 46



Danny: Look at the bananas.
 Zelda: Are they blue? Bananas aren't blue. They're yellow.
 Danny: Yellow? No, they aren't.



Danny: Look at the apples.
 Zelda: Are they pink? Apples aren't pink. They're red.
 Danny: Red? No, they aren't.




Danny: Look at the pears.
 Zelda: Are they purple? Pears aren't purple. They're green.
 Danny: Green? No, they aren't.



Danny: Yellow bananas, yummy.
 Red apples, yummy!
 Green pears, delicious!
 Zelda: Hey! That's my fruit salad!

2 Circle the fruit from the story.



1 Draw lines to the correct part of the table.




animal	insect	plant



2 Add more words to each category. (students' own answers)

3 Talk about the flora and fauna.






unit
9


LESSON
1




1 Listen and point.
Track 47 Say the words.




circle




square




oval



diamond



rectangle



triangle

2 Write the words in exercise 1.



1 Listen and read. Help Billy Beaver draw a picture. Write the sentence.




Draw a square.

Draw a triangle on the square.

Draw four squares for the windows and a rectangle for the door.

Look! It's a house.



2 Draw pictures of objects you know. (students' own answers)



3 Tell your friends about your pictures.



Today's grammar


1 Count the bubbles.
How many are there?

There are 10.

How many bubbles are there?
There are ten.



2 Look at the key and color the picture.



3 Write the questions and answers.


- 1 How many triangles are there? There are four.
- 2 How many squares are there? There are two.
- 3 How many diamonds are there? There is one.
- 4 How many rectangles are there? There is one.
- 5 How many circles are there? There are four.
- 6 How many ovals are there? There is one.

1 Count the shapes. Write the numbers.
Write the questions.


1 How many **diamonds** are there?
There are six.




4 How many **squares** are there?
There are eight.




2 How many **circles** are there?
There are ten.




5 How many **triangles** are there?
There are five.



3 How many **rectangles** are there?
There are seven.



6 How many **ovals** are there?
There are three.




to Unit 8 Write the plural words.

- | | | | |
|----------|-----------------------|---------|--------------------------------------|
| 1 tree | trees | 4 child | child<u>r</u><u>e</u><u>n</u> |
| 2 man | men | 5 girl | girl<u>s</u> |
| 3 flower | flower<u>s</u> | 6 woman | wom<u>e</u><u>n</u> |



1 Listen and point. Say the words.

Track 49

11

eleven

12

twelve

13

thirteen

14

fourteen

15

fifteen

16

sixteen

17

seventeen

18

eighteen




19

nineteen

20

twenty

2 Do the math problems and write the numbers.

1 8  + 4  = twelve 

2 9  - 3  = six 

3 15  + 5  = twenty 

4 12  - 5  = seven 



3 Listen and check your answers.

Track 50

4 Make your own math problem. (students' own answers)

+ =

1 Write the numbers.

1 8 + 6 = fourteen

2 7 + 13 = twenty

3 4 + 9 = thirteen

4 12 + 5 = seventeen

5 8 + 11 = nineteen

6 10 + 7 = seventeen

7 19 + 1 = twenty

8 9 + 7 = sixteen

9 3 + 15 = eighteen

10 9 + 9 = eighteen



Sing the song: It's a lot of fun!

One plus one equals two,
Two plus two equals four,
Four plus four equals eight.
That's great!

Eight minus four equals four,
Four minus two equals two,
Two minus one equals one.
Sing it faster. It's a lot of fun.

2 Write the numbers from the song.

$$\underline{1} + \underline{1} = 2$$

$$\underline{2} + \underline{2} = 4$$

$$\underline{4} + \underline{4} = 8$$

That's great!

$$\underline{8} - \underline{4} = 4$$

$$\underline{4} - \underline{2} = 2$$

$$\underline{2} - \underline{1} = 1$$

Sing it faster. It's a lot of fun!



1 Identify the shapes.



triangle




rectangle



circle



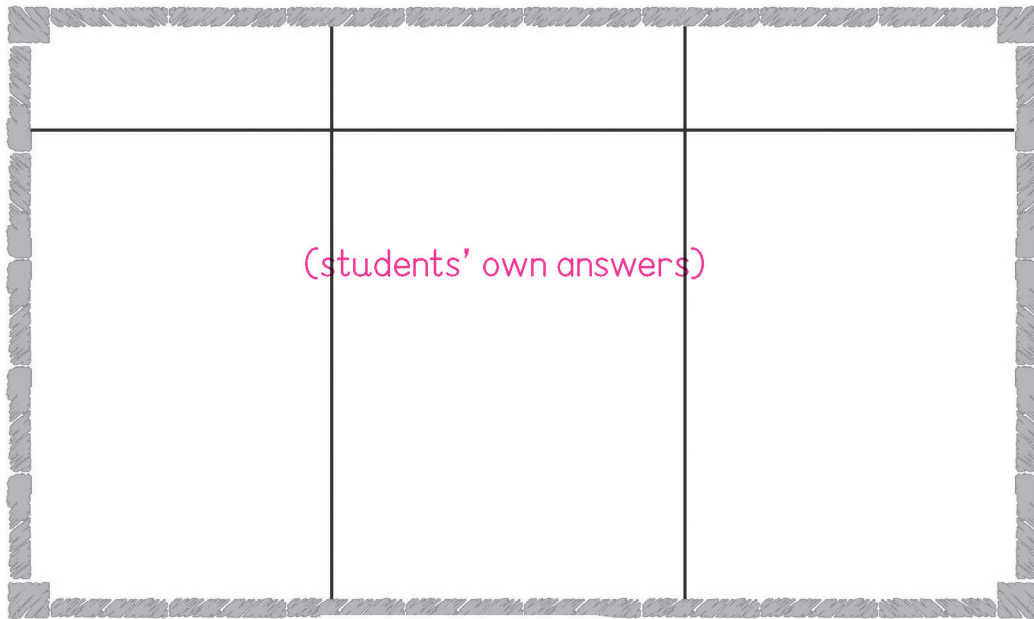
triangle



oval



2 Draw shapes from objects around you.



3 Talk about shapes around you.



A wheel is a circle.

