




Sing the song: Hello! Hi! Goodbye!

Hello, hello, hello, hello, hello!  
Hi, hi, hi, hi.  
Goodbye, goodbye, goodbye,  
Goodbye, goodbye, goodbye,  
Hello, hi, goodbye,  
Hello, hi, goodbye,  
Hello, hi, goodbye!



1 Write the words.



2 Look and say.



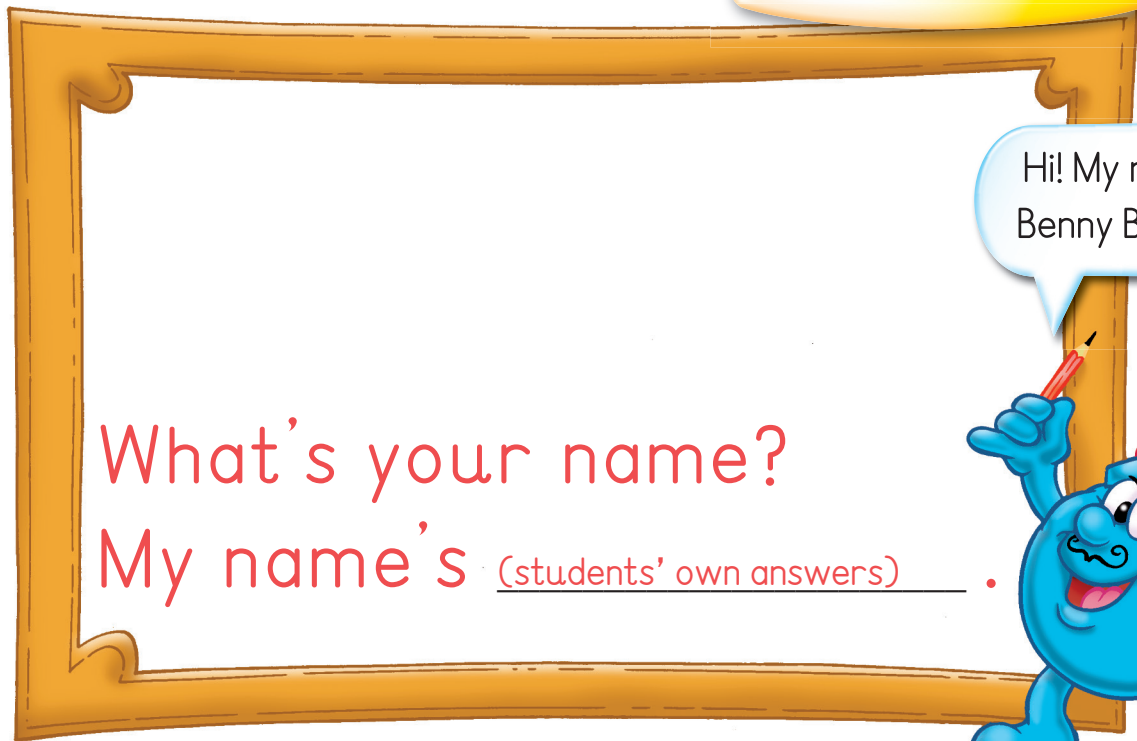
3 Say hello and goodbye to your friends.



# Today's grammar

1 Draw a picture of you.  
Answer the question.

What's your name?  
My name's Benny  
Bounce.



2 Listen and point.  
Track 3



3 Ask and answer.





Sing the song: Dippity dippity!

Dippity dippity doe,  
Hello, hello, hello.  
Dippity dippity dame,  
What's your name?



Dippity dippity do,  
How are you?  
Dippity dippity do,  
Fine, thank you.

Now bounce in time,  
And ask the next in line.  
Dippity dippity die,  
Let's say goodbye.

2 Match the sentences.


- 1 Hello. Fine, thank you.
- 2 What's your name? Hello.
- 3 How are you? Goodbye.
- 4 Goodbye. My name's \_\_\_\_\_.



3 Act out the dialogue with a friend.



1 Listen and point. Say the words.  
Track 5




sister



brother



mom



dad



grandma



grandpa



BLM 2

2 Write the words in exercise 1.



Listen and read.

# Today's grammar

This is my family.

unit  
1

LESSON  
6



- 1 This is my mom.
- 2 This is my dad.
- 3 This is my sister.
- 4 This is my brother.
- 5 This is my grandma.
- 6 This is my grandpa.

- 2 Draw a person in your family on the board in exercise 1.
- 3 Complete the family words. Circle and write about your picture.

This is my mom / dad / sister /  
brother / grandma / grandpa.



1 Make a fingerprint family.



dad



mom



sister



brother



grandma



grandpa


2 Write the names of the family members in exercise 1.



A family is a group of people who are relatives: a father, a mother, children and grandparents.



1 Color the family that is similar to your family.



2 Talk about families.






unit  
2

LESSON  
1




Listen and point. Say the words.


Track 7



hoop



doll



drum



teddy bear



ball



kite

2 Write the words in exercise 1.

1 Complete the pictures. Color them.



2 Complete the sentences.



- 1 Look! This is my doll.
- 2 Look! This is my ball.
- 3 Look! This is my hoop.



- 4 Look! This is my teddy bear.
- 5 Look! This is my drum.
- 6 Look! This is my kite.




Today's  
grammar  
I have a kite.




Listen.

Circle Henry's toys in **blue**.

Circle Pippa's toys in **yellow**.



Henry



Pippa

2 Circle your toys in exercise 1 in **red**.

3 Write sentences about your toys.

I have a **teddy bear** and a **ball**.


4 Tell your friends about your toys.



1 Match the parts of the sentences.

- 1 I \_\_\_\_\_ drum.
- 2 I have a \_\_\_\_\_ a teddy bear.
- 3 I have \_\_\_\_\_ have a ball.

2 Color the toys.



to Unit 1 Write the words.



grandma



mom



brother

**1** Listen and point. Say the words.  
Track 9



red



blue



yellow



orange



green



pink

**2** Write the color words.



red



orange



green



yellow



blue



pink

**3** Track 10



**Sing the song: Sing the colors!**

Green, red, pink, orange, yellow, blue,  
Green, red, pink, orange, yellow, blue,  
Green, red, pink, orange, yellow, blue,  
Green, red, pink, orange, yellow, blue.

You can sing the colors, too!  
It's a rainbow of fun!  
You can sing the colors, too!  
Come on everyone!

Green, red, pink, orange,  
yellow, blue,  
Orange, yellow, blue,  
Orange, yellow, blue,  
Green, red, pink, orange, yellow, blue.

Green, red, pink,  
Green, red, pink,  
Green, red, pink, orange, yellow, blue,  
Green, red, pink, orange, yellow, blue!



1 Read the sentences.

It's blue.

1 I have a  . It's  .

4 I have a  . It's  .

2 I have a  . It's  .

5 I have a  . It's  .

3 I have a  . It's  .

6 I have a  . It's  .

2 Color the toys with Sasha.




3 Listen and check.

Track 11



Hello, Miss Butterfly. What's your name?  
Wait for me!



I'm Fred! Wait for me, Miss Butterfly.  
Look, I have a balloon. It's red.



Wait for me, Miss Butterfly. Look,  
I have a balloon. It's orange.



Look, I have a kite. It's pink. Goodbye,  
Miss Butterfly.

2 Read the story again. Color the balloons and the kite.




1 Put the toys on the right shelves.



Toys for Boys

Toys for Girls

Toys for Girls and Boys



2 Talk about the toys you have.







unit  
3

LESSON  
1



1 Listen and point. Say the words.


Track 13




owl




dog



rabbit



cat



iguana



alligator

2 Write the words in exercise 1.